

INDUSTRIAL FITTINGS - couplings

HAMMER LUG system



Material: A105 carbon steel
(for types 100 ÷ 400)
AISI 4130steel
(for 600 ÷ 2202 types)

Working press.: From 69 bar up to 1378 bar
(depending on type)

The HAMMER LUG couplings are designed for quick connection of flexible hose assemblies and pipelines. Widely used in transfer applications for air, oil, water, drilling fluid, gas and other substances. Available in a variety of options (threaded, butt weld) in diameters from 1" up to 8". Available with DNV Type Approval. To find out more about HAMMER LUG offer, please contact Sales Department of TUBES INTERNATIONAL®.

Note: Connection of different figures is forbidden!



male part



female part



male cap



female cap






nut

picture	code	description	size	characteristics
	Fig. 100			
	HL-FIG0100KG-050	(male, female + wing nut)	2"	General purpose low pressure coupling. Widely used to transfer air, water, oil and gas. Colour: yellow / black. Pressure: 1000 PSI (69 bar). Material: carbon steel. Connection: NPT female thread. Seal: metal / metal (cone).
	HL-FIG0100DG-050	female	2"	
	HL-FIG0100MG-050	male	2"	
	HL-FIG0100NG-050	wing nut	2"	
	HL-FIG0100KG-075	(male, female + wing nut)	3"	
	HL-FIG0100DG-075	female	3"	
	HL-FIG0100MG-075	male	3"	
	HL-FIG0100NG-075	wing nut	3"	
	HL-FIG0100KG-100	(male, female + wing nut)	4"	
	HL-FIG0100DG-100	female	4"	
	HL-FIG0100MG-100	male	4"	
	HL-FIG0100NG-100	wing nut	4"	
	HL-FIG0100KG-150	(male, female + wing nut)	6"	
	HL-FIG0100DG-150	female	6"	
HL-FIG0100MG-150	male	6"		
HL-FIG0100NG-150	wing nut	6"		

INDUSTRIAL FITTINGS - couplings

HAMMER LUG system

table continuation:

picture	code	description	size	characteristics
	Fig. 200			
	HL-FIG0200KG-025	(male, female + wing nut)	1"	<p>General purpose coupling widely used to transfer air, water, oil and gas. Perfect for applications up to 2000 PSI. Colour: grey/blue. Pressure: 2000 PSI (138 bar). Material: carbon steel. Connection: NPT female thread. Seal: metal/metal (cone).</p>
	HL-FIG0200DG-025	female	1"	
	HL-FIG0200MG-025	male	1"	
	HL-FIG0200NG-025	wing nut	1"	
	HL-FIG0200KG-050	(male, female + wing nut)	2"	
	HL-FIG0200DG-050	female	2"	
	HL-FIG0200MG-050	male	2"	
	HL-FIG0200NG-050	wing nut	2"	
	HL-FIG0200KG-075	(male, female + wing nut)	3"	
	HL-FIG0200DG-075	female	3"	
	HL-FIG0200MG-075	male	3"	
	HL-FIG0200NG-075	wing nut	3"	
	HL-FIG0200KG-100	(male, female + wing nut)	4"	
	HL-FIG0200DG-100	female	4"	
HL-FIG0200MG-100	male	4"		
HL-FIG0200NG-100	wing nut	4"		
	Fig. 206			
	HL-FIG0206KG-050	(male, female + wing nut)	2"	<p>General purpose coupling widely used to transfer air, water, oil and gas. Perfect for medium pressure applications. Additional O-ring improves sealing and extends service life. Colour: grey/blue. Pressure: 2000 PSI (138 bar). Material: carbon steel. Connection: NPT female thread. Seal: metal/metal (cone) + additional seal (NBR).</p>
	HL-FIG0206DG-050	female	2"	
	HL-FIG0206MG-050	male	2"	
	HL-FIG0206NG-050	wing nut	2"	
	HL-FIG0206KG-100	(male, female + wing nut)	4"	
	HL-FIG0206DG-100	female	4"	
	HL-FIG0206MG-100	male	4"	
	HL-FIG0206NG-100	wing nut	4"	
	HL-FIG0206KG-150	(male, female + wing nut)	6"	
	HL-FIG0206DG-150	female	6"	
	HL-FIG0206MG-150	male	6"	
HL-FIG0206NG-150	wing nut	6"		
	Fig. 602			
	HL-FIG0602KG-025	(male, female + wing nut)	1"	<p>General purpose coupling widely used to transfer air, oil and gas. Lip type elastomeric seal (NBR) protects metal-to-metal seal and reduces turbulence in the line. Colour: orange/black. Pressure: 6000 PSI (414 bar). Material: AISI 4130 chromium molybdenum-plated steel. Connection: NPT female thread. Seal: metal/metal (cone) + additional lip type seal (NBR).</p>
	HL-FIG0602DG-025	female	1"	
	HL-FIG0602MG-025	male	1"	
	HL-FIG0602NG-025	wing nut	1"	
	HL-FIG0602KG-050	(male, female + wing nut)	2"	
	HL-FIG0602DG-050	female	2"	
	HL-FIG0602MG-050	male	2"	
	HL-FIG0602NG-050	wing nut	2"	
	HL-FIG0602KG-075	(male, female + wing nut)	3"	
	HL-FIG0602DG-075	female	3"	
	HL-FIG0602MG-075	male	3"	
	HL-FIG0602NG-075	wing nut	3"	
	HL-FIG0602KG-100	(male, female + wing nut)	4"	
	HL-FIG0602DG-100	female	4"	
HL-FIG0602MG-100	male	4"		
HL-FIG0602NG-100	wing nut	4"		

INDUSTRIAL FITTINGS - couplings

HAMMER LUG system



table continuation:

picture	code	description	size	characteristics
	Fig. 1002			
	HL-FIG1002KG-050	(male, female + wing nut)	2"	<p>General purpose high pressure coupling. Widely used in cement tank trucks and high pressure equipment.</p> <p>Colour: blue/red.</p> <p>Pressure: 10000 PSI (689 bar).</p> <p>Material: AISI 4130 chromium molybdenum-plated steel.</p> <p>Connection: NPT female thread.</p> <p>* - butt weld (wall thickness XXH).</p> <p>Seal: metal/metal (cone) + additional lip type seal (NBR).</p>
	HL-FIG1002DG-050	female	2"	
	HL-FIG1002MG-050	male	2"	
	HL-FIG1002NG-050	wing nut	2"	
	HL-FIG1002KG-100	(male, female + wing nut)	4"	
	HL-FIG1002DG-100	female	4"	
	HL-FIG1002MG-100	male	4"	
	HL-FIG1002KW-100*	(male, female + wing nut)	4"	
	HL-FIG1002DW-100*	female	4"	
	HL-FIG1002MW-100*	male	4"	
	HL-FIG1002NG-100	wing nut	4"	
	HL-FIG1002KG-125	(male, female + wing nut)	5"	
	HL-FIG1002DG-125	female	5"	
	HL-FIG1002MG-125	male	5"	
	HL-FIG1002KW-125*	(male, female + wing nut)	5"	
HL-FIG1002DW-125*	female	5"		
HL-FIG1002MW-125*	male	5"		
HL-FIG1002NG-125	wing nut	5"		
	Fig. 1003			
	HL-FIG1003KW-075	(male, female + wing nut)	3"	<p>General purpose high pressure coupling. Widely used in cement tank trucks and high pressure equipment. Ensures tight sealing and allows for misalignment of up to 7° from the centre line.</p> <p>Colour: green/black.</p> <p>Pressure: 10000 PSI (689 bar).</p> <p>Material: AISI 4130 steel.</p> <p>Connection: butt weld (wall thickness XXH).</p> <p>Seal: metal/metal (cone) + O-ring (NBR).</p>
	HL-FIG1003DW-075	female	3"	
	HL-FIG1003MW-075	male	3"	
	HL-FIG1003NG-075	wing nut	3"	
	HL-FIG1003KW-100	(male, female + wing nut)	4"	
	HL-FIG1003DW-100	female	4"	
	HL-FIG1003MW-100	male	4"	
	HL-FIG1003NG-100	wing nut	4"	
	HL-FIG1003KW-125	(male, female + wing nut)	5"	
	HL-FIG1003DW-125	female	5"	
	HL-FIG1003MW-125	male	5"	
HL-FIG1003NG-125	wing nut	5"		
	Fig. 1502			
	HL-FIG1502KG-050	(male, female + wing nut)	2"	<p>The most popular type of Hammer Lug coupling due to its rugged construction. Widely used in standard applications (to transfer air, water, oil and gas) as well as in very specific ones such as choke/kill lines, cementing lines, fracturing applications, etc.</p> <p>Colour: red/blue.</p> <p>Pressure: 15000 PSI (1034 bar).</p> <p>Material: AISI 4130 chromium molybdenum-plated steel.</p> <p>Connection: NPT female thread.</p> <p>* - butt weld (wall thickness XXH).</p> <p>Seal: metal/metal (cone) + additional lip type seal (NBR).</p>
	HL-FIG1502DG-050	female	2"	
	HL-FIG1502MG-050	male	2"	
	HL-FIG1502KW-050*	(male, female + wing nut)	2"	
	HL-FIG1502DW-050*	female	2"	
	HL-FIG1502MW-050*	male	2"	
	HL-FIG1502NG-050	wing nut	2"	
	HL-FIG1502KG-075	(male, female + wing nut)	3"	
	HL-FIG1502DG-075	female	3"	
	HL-FIG1502MG-075	male	3"	
	HL-FIG1502KW-075*	(male, female + wing nut)	3"	
	HL-FIG1502DW-075*	female	3"	
	HL-FIG1502MW-075*	male	3"	
	HL-FIG1502NG-075	wing nut	3"	

INDUSTRIAL FITTINGS - couplings

HAMMER LUG system

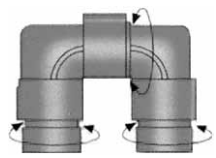

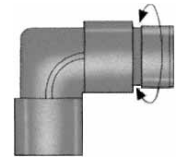
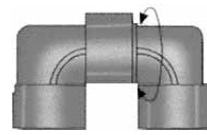
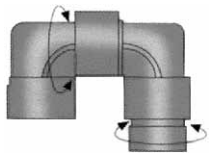
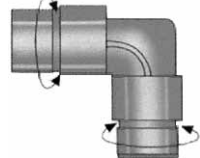
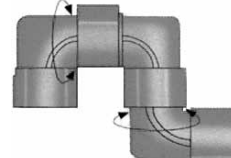
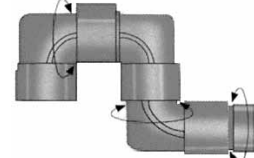
table continuation:

picture	code	description	size	characteristics
Fig. 1502				
	HL-FIG1502DI-050	female part with integral crimp ferrule	2"	This version of HAMMER LUG coupling allows to assemble a female or male part directly on a hydraulic hose R13, R15 type with a crimp ferrule. This solution totally eliminates the risk that the coupling untwists so the safety of the hose operator is significantly improved (no threaded connection between a coupling and a hose fitting).
	HL-FIG1502MI-050	male part with integral crimp ferrule	2"	

Swivel unions

Swivel union with two rows of bearings (LONG RADIUS - LR version equipped with three rows of bearings). Designed to transfer drilling fluid, water, cement, abrasives, etc. Widely used in applications associated with fracturing, cementing, flushing, choke and kill lines. Available in 1" to 3" sizes with NPT thread or HAMMER LUG connection (male or female). Version designed for use with hydrogen sulphide available on request. The seal not only seals the swivel union but also reduces friction of the bearings. Additionally, heat properties of the bearings are improved to ensure longer life service. Smooth internal surface of the union ensures minimal pressure drop. Material: AISI 4130 chromium molybdenum-plated steel.

code	size	description
HL-ZO-1502-S10-DM-LR-050	2"	LR version S10 type swivel union with HL 1502 type fitting (female/male)
HL-ZO-1502-S20-DM-LR-050	2"	LR version S20 type swivel union with HL 1502 type fitting (female/male)
HL-ZO-1502-S50-DM-LR-050	2"	LR version S50 type swivel union with HL 1502 type fitting (female/male)

<p>S10 type</p>  <p>3 swivels, 2 elbows</p>	<p>S20 type</p>  <p>1 swivel</p>	<p>S30 type</p>  <p>1 swivel, 1 elbow</p>	<p>S40 type</p>  <p>1 swivel, 2 elbows</p>
<p>S50 type</p>  <p>2 swivels, 2 elbows</p>	<p>S60 type</p>  <p>2 swivels, 1 elbow</p>	<p>S70 type</p>  <p>2 swivels, 3 elbows</p>	<p>S80 type</p>  <p>3 swivels, 3 elbows</p>

INDUSTRIAL FITTINGS - couplings

HAMMER LUG system


Pipe unions

One-piece pipe unions (no welded parts) designed to transfer abrasive materials, drilling fluid, water, cement, etc. Widely used in fracturing, cementing, flushing, wireline services, choke and kill lines, etc. Available as elbows, tees, crosses in 1" to 3" sizes with NPT thread or HAMMER LUG connection (male or female). Version for hydrogen sulphide is also available.


Material: AISI 4130 chromium molybdenum-plated steel.

Working press.: 6000 PSI (414 bar) for HL fig. 602, 15000 PSI (1034 bar) for HL fig.1502.

code	size	description
HL-ZK90-1502-DD-050	2"	90° elbow with fig. 1502 (2 x female)
HL-ZK90-1502-DM-050	2"	90° elbow with fig. 1502 (female, male)
HL-ZK90-1502-MM-050	2"	90° elbow with fig. 1502 (2 x male)
HL-ZK90-1502-MM-075	3"	90° elbow with fig. 1502 (2 x male)
HL-T-1502-DDD-050	2"	Tee with fig. 1502 (3 x female)
HL-T-1502-MMM-050	2"	Tee with fig. 1502 (3 x male)
HL-T-1502-MDM-050	2"	Tee with fig. 1502 (2 x male, 1 x female)
HL-ZP-0602-MD-075/0600	3"	Pup joint with fig. 602 (male, female) 3", Lc = 600 mm (2ft)
HL-ZP-0602-MD-075/1200	3"	Pup joint with fig. 602 (male, female) 3", Lc = 1200 mm (4ft)
HL-ZP-0602-MD-075/2400	3"	Pup joint with fig. 602 (male, female) 3", Lc = 2400 mm (8ft)
HL-ZP-1502-MD-050/0300	2"	Pup joint with fig. 1502 (male, female) 2", Lc = 300 mm (1ft)
HL-ZP-1502-MD-050/1200	2"	Pup joint with fig.1502 (male, female) 2", Lc = 1200 mm (4ft)
HL-ZP-1502-MD-050/2400	2"	Pup joint with fig.1502 (male, female) 2", Lc = 2400 mm (8ft)
HL-ZP-1502-MD-075/0600	3"	Pup joint with fig. 1502 (male, female) 3", Lc = 600 mm (2ft)
HL-ZP-1502-MD-075/1200	3"	Pup joint with fig. 1502 (male, female) 3", Lc = 1200 mm (4ft)
HL-ZP-1502-MD-075/2400	3"	Pup joint with fig. 1502 (male, female) 3", Lc = 2400 mm (8ft)



Valves

picture	code	size	description
	HL-Z-1502-MD-050	2"	Valve designed for drilling fluid, water, cement, etc. Used for fracturing, cementing, and other high pressure applications. Material: AISI 4130. Working press.: 15000 PSI (1034 bar). Connections: HL fig.1502 (male x female).

INDUSTRIAL FITTINGS - couplings

Oil and gas extraction, other couplings

Couplings for drilling fluid tanks are used for drilling operations around the world. The drilling fluid is necessary to carry the cuttings to the surface, cool the drilling equipment in the well and to stabilize the well bore. The tanks within a drilling fluid system must be leak tight, easily twist to close or twist to open for diameters from 4 up to 16 inch. There are two types of connections. The first type is „pneumatic” (Seal-O-Grip) - a rubber seal is inflated to achieve leak tight connection between the pipe and the tank. The second type of connection, Hammerseal coupling, seals on o-ring when a nut is tightened.



Seal-O-Grip

Material: Carbon steel
Seal: NBR
Working press: 11.4 bar (170 PSI)

Seal-O-Grip is an air-inflatable coupling intended for suction or return lines of low pressure formation fluid or drilling fluid. The steel body of the coupling is welded into a drilling fluid tank or manifold pipeline. The connection is leak tight as soon as the seal is inflated, even if the pipe is not perfectly aligned. The seal made of NBR rubber is resistant to oil and abrasion. It can be inflated up to 13.8 bar pressure up against the external diameter of the connecting pipe. The use of the couplings speeds up the connection process and eliminates the need to use low pressure flange connections.



Hammer Seal

Material: Carbon steel
Seal: NBR
Working press: 10 bar (150 PSI)

Hammer Seal coupling is intended for fast connection of drilling fluid tanks, with no flanges used. Even if drilling fluid tanks are not perfectly aligned, Hammer Seal coupling ensures tight, leakproof connection. A female unit with male thread must be welded into the tank, whereas a connecting pipe is equipped with a nut with female thread and o-ring. The coupling provides the perfect, leakproof connection as soon as the nut with o-ring is tightened.